

R 1644

DATSUN

Bluebird



WWW.DATSBAT.COM

DATSUN *Bluebird*

The Sleek and crisp DATSUN combines compact design with large car convenience. Smart body styling accents its modern look. Compact size is appreciated in narrow streets. Every consideration has been given to maneuverability, safety and comfort.

The newly designed 1,300cc engine, which superseded the dependable 1,200cc engine on former models, develops a maximum horse power of 67HP, raising top speeds to 140km/h (87MPH). It is built for powerful acceleration and extremely low fuel consumption.

For business or pleasure, the DATSUN is a compact and comfortable car that is easy to buy and inexpensive to maintain.





Soft, full cushioned seats are covered with color matched vinyl-leather that is both attractive and long wearing. The interior is the most spacious among compacts of its size, easily seating five persons. Highly efficient suspensions make a long travel fatigueless and pleasant. Wide opening four doors provide easy access and exit.



Not only ample space, but flat floor makes the trunk in the DATSUN perfect for luggage of all shapes and sizes. A counter balanced trunk lid lets the driver load and unload with one-hand convenience.



Smooth flowing lines that give the lively look. Profile, frontal, or rear, the DATSUN looks smart from any angle.



WWW.NATDAT.COM

DATSUN *Station Wagon*

A smart-styled family sedan or a handy load carrier...such a practical combination is incorporated in the DATSUN Station Wagon. A unique station wagon in its class, it is a

perfect choice for family, business or pleasure use. The DATSUN Station Wagon is designed and engineered to provide both—luxurious small car comfort and large car convenience. Compact size makes it easier to park in narrow places or drive in heavy traffic. Four wide-opening doors provide easy entrance and exit. Five persons can be seated in comfort with generous space for luggage. The rear seat folds into floor to make larger space available for delivery use.





Spare tire is neatly stored beneath the floor of luggage compartment.



Five persons plus handy luggage space. When the rear seat is tilted forward, larger space is available for a variety of luggage, large or small.

Spacious interior and soft-cushioned seats provide comfortable and fatigue-free ride even on a long-distance travel. Through four doors, entry and exit are very easy.

The instrument panel combines convenience and smartness to the highest — thick, soft safety pad, glove compartment with upward opening lid, handy parcel shelf under the dashboard, well-grouped instruments and controls, and suspended pedals that give quick response to every action.



Full Synchroneshed Column Mounted or Floor Shift

Everything has been considered to give more comfort and convenience. The front seat is adjustable forward or backward to provide the optimum driving position. Either full-synchroneshed steering column mounted three-speed or floor shift four-speed transmission is available according to market requirement. All controls are easy to manipulate for high maneuverability.



Solid and light unitary body construction



R. B. Steering

The newly adapted recirculating ball steering reduces steering power by 20 per cent to give lighter handling.



Brakes

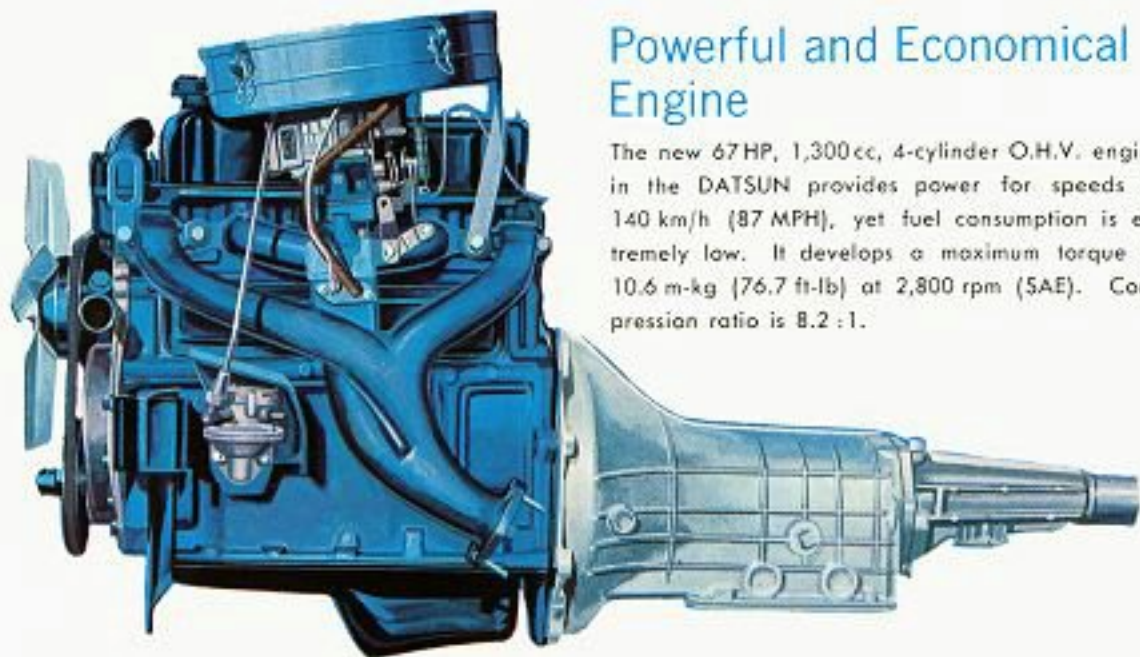
Two-leading shoe type for front and leading and trailing shoe type for rear. Nine-inch brake drum and long wearing lining insure accurate and smooth stop.




1300 cc 67 HP

Powerful and Economical Engine

The new 67 HP, 1,300 cc, 4-cylinder O.H.V. engine in the DATSUN provides power for speeds to 140 km/h (87 MPH), yet fuel consumption is extremely low. It develops a maximum torque of 10.6 m·kg (76.7 ft·lb) at 2,800 rpm (SAE). Compression ratio is 8.2 : 1.



Easy-to-inspect engine room.



WWW.DATSUN.COM



MODELS: P(L)411-U P(L)411-UT WP(L)411-U WP(L)411-UT

DIMENSIONS AND WEIGHTS:

| | | | |
|---------------------|---------------------|-------------------|--|
| Overall length | 3,955 mm [157.3 in] | | |
| Overall width | 1,490 mm [58.7 in] | | |
| Overall height | 1,430 mm [56.3 in] | | |
| Wheelbase | 2,360 mm [93.7 in] | | |
| Tread front | 1,206 mm [47.5 in] | | |
| Tread rear | 1,198 mm [47.2 in] | | |
| Vehicle weight | 885 kg [1,951 lb] | 900 kg [2,116 lb] | |
| Seating capacity | 5 persons | | |
| Min. road clearance | 175 mm [6.9 in] | | |

PERFORMANCE:

| | | | |
|----------------------------|-------------------|-------|-------|
| Max. speed | 140 km/h [87 MPH] | | |
| Max. grade ability (sin θ) | 0.365 | 0.334 | 0.361 |
| Min. turning radius | 5.0 m [16.4 ft] | | |

ENGINE:

Model J; Gasoline engine; Water cooled four-cycle O.H.V.; Four-cylinder in-line; Bore 73.0 mm (2.87 in); Stroke 77.6 mm (3.06 in); Piston displacement 1,299 cc (79.3 cu. in.); Max. B.H.P. 67HP at 5,200 rpm (SAE); Max. torque 10.6 m·kg (76.7 ft·lb) at 2,800 rpm (SAE); Compression ratio 8.2 : 1.

FUEL SYSTEM:

"NIKKI" dual barrel down draft type carburetor; Mechanical type diaphragm pump; Paper element type air cleaner; Fuel tank capacity 41 lit [10.8 U.S. gal].

LUBRICATION SYSTEM:

Pressure feed with full-flow type oil filter; Trochoid type pump; Oil pan capacity 2.9 lit [0.77 U.S. gal].

IGNITION SYSTEM:

Coil and distributor with mechanical and vacuum control.

COOLING SYSTEM:

Pressurized radiator with centrifugal pump; Pellet type thermostat and fan; Cooling water capacity 5.4 lit [1.43 U.S. gal].

ELECTRIC SYSTEM:

12 volt, 40 A.H. or 50 A.H. battery; 300 watt alternator with regulator; 1kw (1.4 HP) magnetic shift starter. (NEGATIVE EARTH)

CLUTCH:

Single dry disc with outlasting spring. Dia. 200 mm (7.87 in)

TRANSMISSION:

3 speeds forward and 1 reverse; All synchromeshed on forward gear; Speed change lever on steering column; Gear ratio 1st 3.197, 2nd 1.725, rev. 1.000 and reverse 4.125.....P(L)411-U, WP(L)411-U

4 speeds forward and 1 reverse; Synchromeshed on 1st, 2nd, 3rd and top gears; Floor gear-change lever; Gear ratio 1st 3.657, and 2.177, 3rd 1.419, top 1.000 and reverse 3.636.....P(L)411-UT, WP(L)411-UT

REAR AXLE:

Semi-floating axle; Hypoid bevel final gear; Ratio 4.375 (P(L)411-U, WP(L)411-U), 4.111 (OPT. 3.889) (P(L)411-UT, WP(L)411-UT)

FRONT SUSPENSION:

Independent coil spring; Telescopic shock absorbers; Torsion bar type stabilizer.

REAR SUSPENSION:

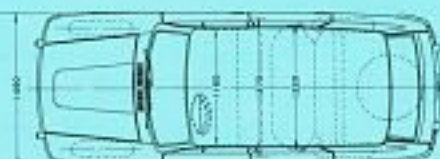
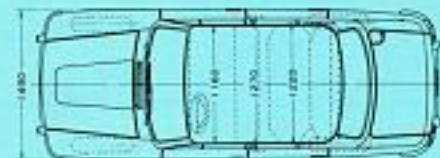
Longitudinal semi-elliptic springs, 4 leaves; Telescopic shock absorbers.

STEERING:

Right or left hand drive; Recirculating ball type gear; Ratio 15.0 : 1.

BRAKES:

Hydraulic; Front two-leading shoe; Rear leading and trailing shoe; Brake drum dia. 228.6 mm (9.0 in); Parking brake mechanically operated on rear wheels only.



SPECIFICATIONS

WHEELS AND TIRES:

Steel disc wheels; 5.60-13-4 P tires.

LAMPS:

Two dual head lamps (sealed beam) with dipping; Two parking and turn front signal lamps; Two combined stop, tail and turn signal lamps; Room lamp; Rear license lamp; Inspection lamp.

INSTRUMENTS:

Speedometer; Fuel gauge; Water temperature gauge; Oil pressure warning light; Turn signal pilot light; Main beam warning light; On instrument panel, ignition and starter switch; Lighting switch; Choke control knob; Windshield wiper switch; Fresh air control levers; Glove box.

BODY WORKS:

Four door sedan (P(L)411-U(T)); Four-door station wagon (WP(L)411-U(T)); Five-seater with adjustable front seat; All sheet body fully upholstered with vinyl leather; Dual self-parking windshield wiper; Room lamp door switches on both sides; Turn signal lever with dimmer switch self; Interior back mirror; Safety glass on all windows and doors; Two sunvisors; Ash trays, front and rear; Vinyl floor mat; Safety belt anchorage; Fuel tank filler cap lock; Trunk floor mat (P(L)411-U(T)); Full height single lift gate; Vinyl mat on luggage floor; Reargate lock with fuel tank lid lock; Back mirror on door. (WP(L)411-U(T))

EQUIPMENT APPLICATIONS:

| [P(L)411-U(T)] | Type | | |
|-------------------------------------|------|-----|-----|
| | A | B | C |
| Tire (whitewall tire) | Opt | o | o |
| Moulding windshield | x | o | o |
| Back window | x | o | o |
| Drip channel | x | o | o |
| Door lock | x | o | o |
| Wheel cap (Large) | x | o | o |
| Back mirror on door (Flat) | x | o | x |
| Fender back mirror | x | x | o |
| Windshield washer | x | Opt | o |
| Anti sun glass | x | Opt | o |
| Seat & door trim (Deluxe design) | x | x | o |
| Carpet | x | Opt | o |
| Sill kick plate | x | x | o |
| Sevilar (Deluxe design) | x | x | o |
| Glove box lock | x | x | o |
| Cigarette lighter | x | x | o |
| Clock | x | Opt | o |
| Fog lamp | x | x | o |
| Reverse lamp | x | x | o |
| Parcel shelf (Deluxe design) | x | x | o |
| Covering trunk room (Deluxe design) | x | x | o |
| Separate seat | x | Opt | Opt |

EQUIPMENT APPLICATIONS:

| [WP(L)411-U(T)] | Type | | |
|-----------------------------|------|-----|--|
| | A | B | |
| Tire (White side wall tire) | Opt | o | |
| Moulding | x | o | |
| Wheel cap (Large) | x | o | |
| Windshield washer | x | Opt | |
| Anti-sun glass | x | Opt | |
| Carpet | x | Opt | |
| Clock | x | Opt | |
| Separate seat | x | Opt | |

OPTIONAL EQUIPMENTS:

Heater set; Radio set; Plug receptacle; Safety belt; Arm rest rear. (P(L)411-U(T))

These specifications are subject to change without notice.



NISSAN MOTOR CO., LTD.

FOREIGN TRADE DIVISION

Orinouchi Bldg., Orinouchi, Chiyoda-ku, Tokyo, Japan

Printed in Japan Publication No. 74-302-1111

